

## Sport80 – Athlete Registration

**Step 1.** Go to [www.teamusa.org/usa-roller-sports](http://www.teamusa.org/usa-roller-sports)

**Step 2.** Scroll down a little bit on the home page until you see this...

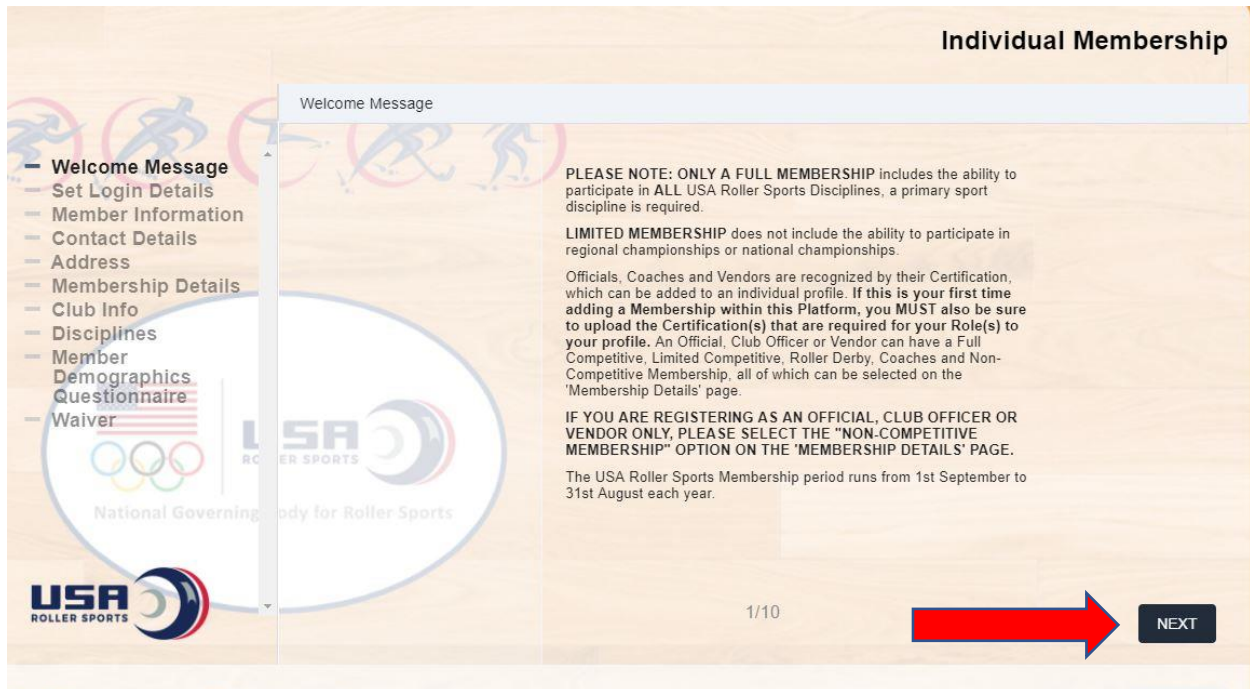


**Step 3.** Click on the “2020-2021 Membership Registration is now open” shown in the above picture

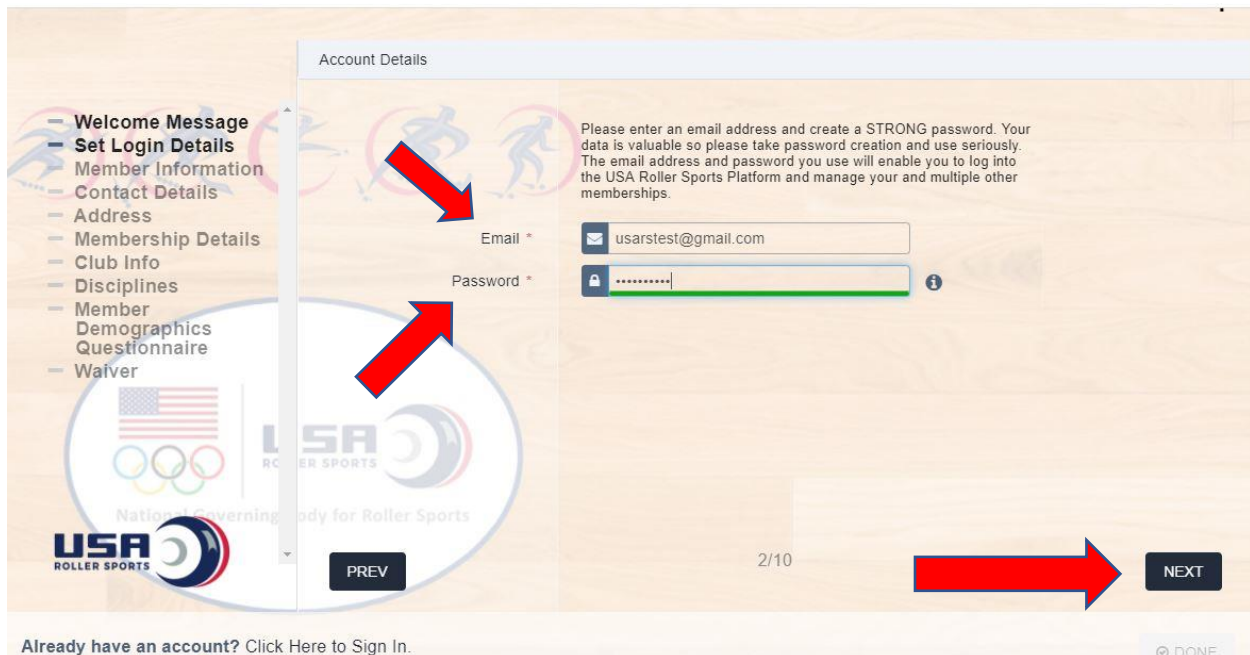
**Step 4.** On the next screen, click on “Click Here to Register for your 2020-2021 USARS Membership” as shown below.



**Step 5.** On the Welcome Page, please read the information provided and click “Next”



**Step 6.** Enter your email address and create a password that you'll remember. Passwords must be 8 characters long. Click "Next"



**Step 7.** Fill in the Member's (Athletes) Information. The First, Last, Date of Birth, Gender and Nationality are Required fields. Click "Next" when finished.

## Individual Membership

- Welcome Message
- Set Login Details
- **Member Information**
- Contact Details
- Address
- Membership Details
- Club Info
- Disciplines
- Member Demographics Questionnaire
- Waiver

### Member Information

First Name \*

Middle Initial

Last Name \*

Date of Birth \*

Gender \*  Male  Female

Please note this profile picture upload will be publicly viewable.

Profile Picture

Occupation

Please select your Nationality \*

All fields with a red \* are Required fields. Please do not use nicknames.

3/10

Already have an account? [Click Here to Sign In](#)

**Step 8.** Enter the Athlete’s Primary Contact Phone Number. In the case of a minor athlete, please make sure the phone number is that of the parent or guardian. Click “Next”

## Individual Membership

- Welcome Message
- Set Login Details
- Member Information
- **Contact Details**
- Address
- Membership Details
- Club Info
- Disciplines
- Member Demographics Questionnaire
- Waiver

### Contact Details

Primary Contact Number \*

Cell Phone Number

Please Note: If the application is on behalf of a minor, ensure the contact information is that of the Parent/Guardian.

4/10

Already have an account? [Click Here to Sign In](#)

**Step 9.** Fill in the Address of the Athlete. Click “Next”

**Individual Membership**

Address

Address Line 1 \*

Address Line 2 \*

Address Line 3 \*

City \*

State \*  
Select an Option

Zipcode \*

Country \*  
United States of America

USA ROLLER SPORTS  
National Governing Body for Roller Sports

PREV 5/10 NEXT

Already have an account? Click Here to Sign In

**Step 10.** Click the drop-down arrow to select the athlete’s membership type. Please note: The system will default to Auto-Renewal, which means your membership will automatically renew on or before Sept 1, 2021 and your credit card will be charged. You can change it to a One Time Payment by clicking in the radio button. This can be updated at any time throughout the year. Click “Next”

**Individual Membership**

Membership Details

Membership Type \*  
Full Competition Membe... x

(All Disciplines, except Derby) - Allowed to compete in any USA Roller Sports events. All members 18 yrs. and older are required to complete SafeSport training. Athletes must primarily register in a specific discipline, however; as an added membership benefit, athletes who carry a full competition card will now be allowed to compete across all disciplines competitively with a single full competition athlete card.

Payment Method  
 Auto Renewal  One Time Payment

Cost  
\$85.00

Valid Until  
08/31/2021

USA ROLLER SPORTS  
National Governing Body for Roller Sports

PREV 6/10 NEXT

Already have an account? Click Here to Sign In

DONE

**Step 11.** Use the dropdown arrow to select your club. Click “Next”

The screenshot shows the 'Individual Membership' form at the 'Club' step. On the left is a navigation menu with options: Welcome Message, Set Login Details, Member Information, Contact Details, Address, Membership Details, Club Info, Disciplines, Member Demographics Questionnaire, and Waiver. The 'Club Info' section is active, showing a dropdown menu for 'Club \*' with 'Roller King Speed (CA - ... x' selected. A red arrow points to this dropdown. Below the dropdown is a warning: 'YOU MUST SELECT A CLUB THAT MATCHES YOUR PRIMARY SPORTS DISCIPLINE AS SELECTED ON YOUR MEMBERSHIP FORM. If your club is not listed in the drop-down, please select Unattached-Your Discipline (e.g. "Unattached - Speed").' At the bottom, there is a 'PREV' button, a progress indicator '7/10', and a 'NEXT' button with a red arrow pointing to it. The USA Roller Sports logo and 'National Governing Body for Roller Sports' are also visible.

**Step 12.** Select the Athlete’s Primary Discipline by clicking in the radio button. Click “Next”

The screenshot shows the 'Individual Membership' form at the 'Disciplines' step. The navigation menu on the left is the same as in Step 11, but 'Disciplines' is now selected. The 'Primary Sports Discipline \*' section has radio buttons for 'Figure', 'Speed', 'Inline Hockey', 'Rink Hockey', 'Derby', and 'Extreme'. The 'Speed' radio button is selected, indicated by a red arrow. Below this is a text input field for 'Other Disciplines'. At the bottom, there is a 'PREV' button, a progress indicator '8/10', and a 'NEXT' button with a red arrow pointing to it. The USA Roller Sports logo and 'National Governing Body for Roller Sports' are also visible.

**Step 13.** Say Yes or No to providing additional Demographic Information. This is optional.

Click “Next”

**Individual Membership**

Member Demographics Questionnaire

USARS is requesting additional demographic information to help ensure an accurate representation of the current membership. In addition, this information will also be provided in aggregate form to the United States Olympic & Paralympic Committee (USOPC) for USARS' annual Diversity Scorecard submission that is required to remain compliant with the Ted Stevens Olympic and Amateur Sports Act (1978). We appreciate you voluntarily providing this information.

Do you want to continue? \*  Yes  No

What sex do you identify as? \*

What is your Ethnicity? \*

What is your race? \*

Military Service \*  Veteran  Non-veteran

Have you been diagnosed with a disability or impairment? \*  Yes - I have a disability or impairment  No - I do not have a disability or impairment  I prefer not to respond

USA ROLLER SPORTS

9/10

**NEXT**

This information only shows if you say “Yes” to answering the Demographic Information.

**Step 14.** Click the blue “Waivers Policy” link to read it. Then click in the box to agree to the fact that you read the Waivers Policy and that you understand you are purchasing a membership that runs from Sept. 1 to Aug. 31

USA ROLLER SPORTS

10/10

**Waiver**

I can confirm that I have read and understand the [Waivers Policy Agreement](#).

I understand that the USA Roller Sports Membership year runs from 1st September to 31st August.

Yes

I'm not a robot

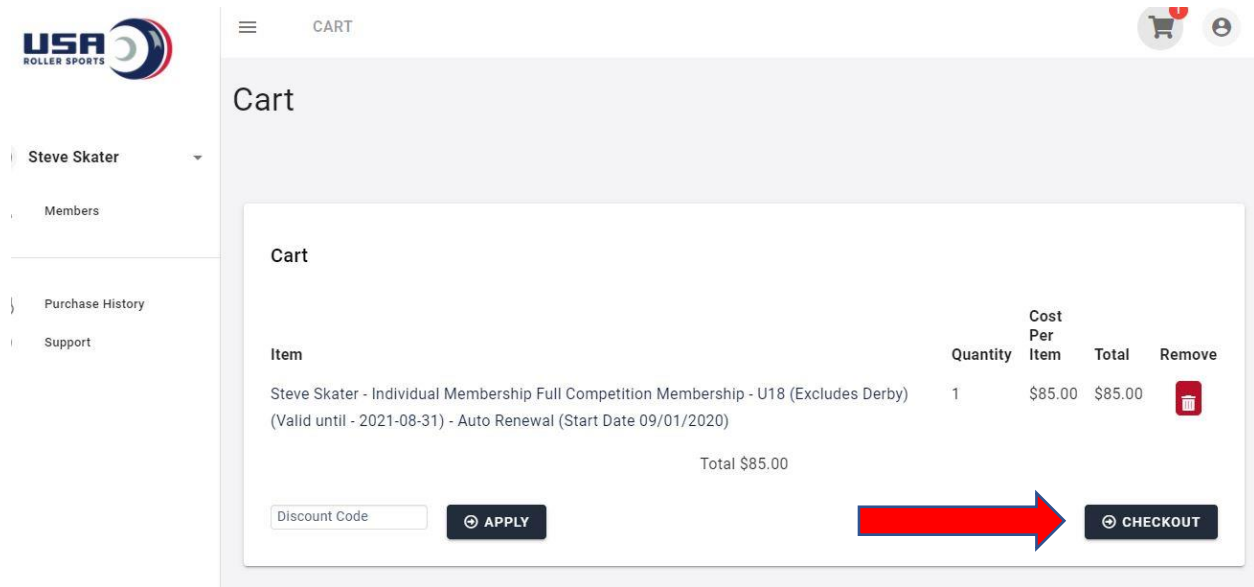
reCAPTCHA Privacy - Terms

Already have an account? [Click Here to Sign In.](#)

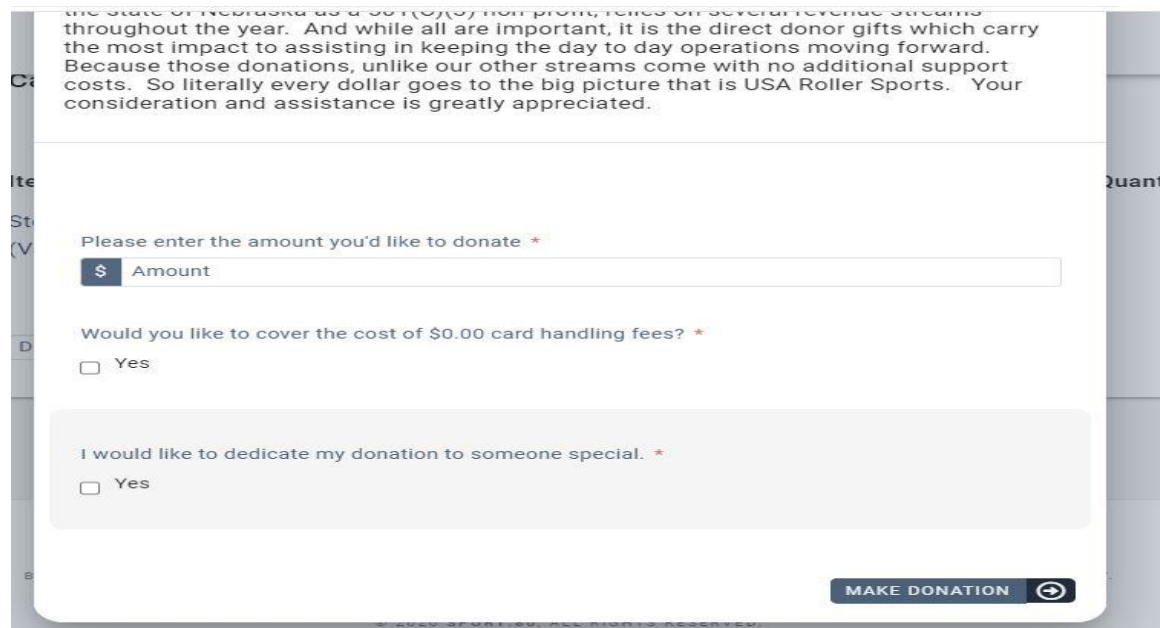
**DONE**

**Step 15.** Select “Go to Basket & Check Out” or “Buy Another”.

- If you are registering multiple athletes from the same household such as siblings or a parent/child, then select “Buy Another”. You will need to repeat all of the above steps for each member of the family.
- If you are done with your registration you can select “Go to Basket & Check Out”. Review the information shown on the screen is accurate and click “Check Out”




**Step 16.** The system will ask you if you would like to consider donating to USA Roller Sports. This is optional but is greatly appreciated! If you choose to donate, enter the amount of your donation. In addition, you can choose to donate the amount of the credit card processing fees by selecting “Yes”. Click “Make Donation” when complete.



**Step 17.** Click on “Pay by Card” to complete your transaction. You can use Visa, MasterCard, Discover, American Express or Debit Cards.

Checkout

Item	Quantity	Cost Per Item	Total	Items:	\$85.00
Steve Skater - Individual Membership Full Competition Membership - U18 (Excludes Derby) (Valid until - 2021-08-31) - Auto Renewal (Start Date 09/01/2020)	1	85.00	85.00	Processing Fee:	\$0.00
				Total:	\$85.00

 **PAY BY CARD**

Powered by stripe

**Step 18.** Complete your Payment Info by filling in an email address for the receipt and the billing address for the credit card.

USA Roller Sports

tbrendle@usarollersports.org

Tina Brendle

4730 South Street

Lincoln 68506

United States

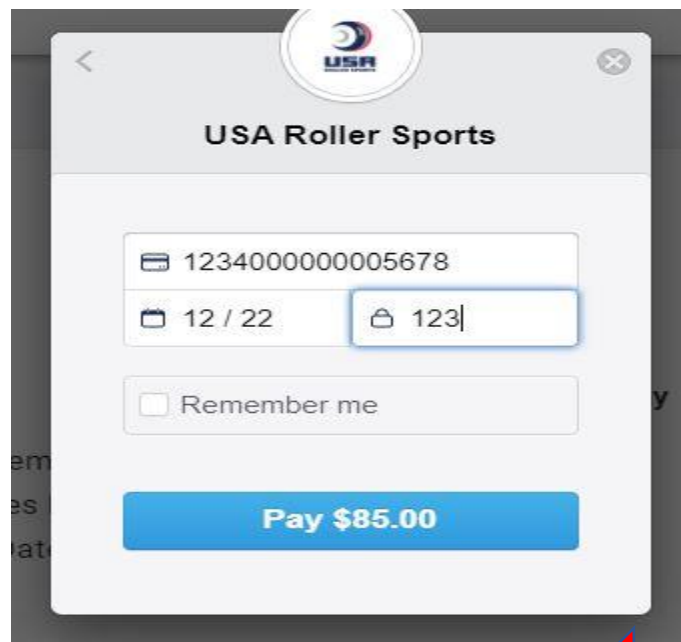
Payment Info

Email address you want the receipt sent to. (Please remember to check your Junk/Spam folder)

This must to be the BILLING ADDRESS for the Credit/Debit Card you're using to pay for the membership.



**Step 19.** Credit/Debit Card Number. Enter your 16-digit Credit/Debit Card Number, Expiration Date and the 3 digit CVV number from the back of the card (or 4 digit number from the front of the card if using an American Express) and then hit “Pay \$XX.XX”

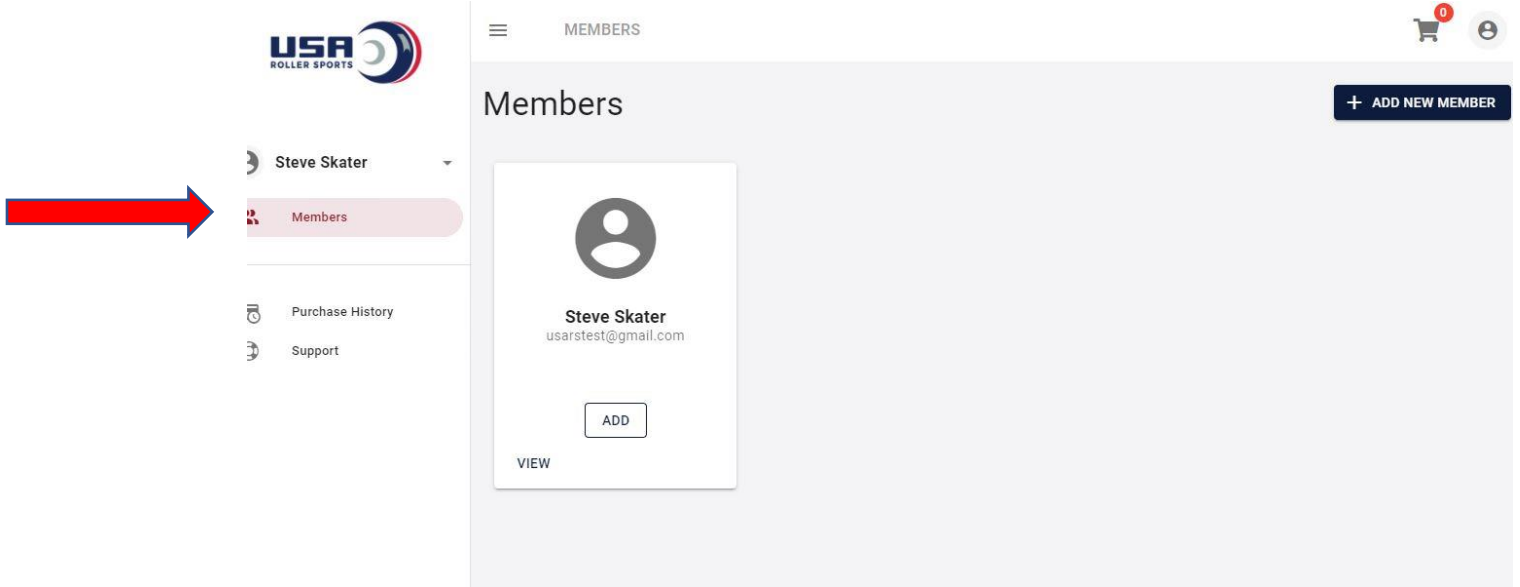


**Step 20.** Check your email!

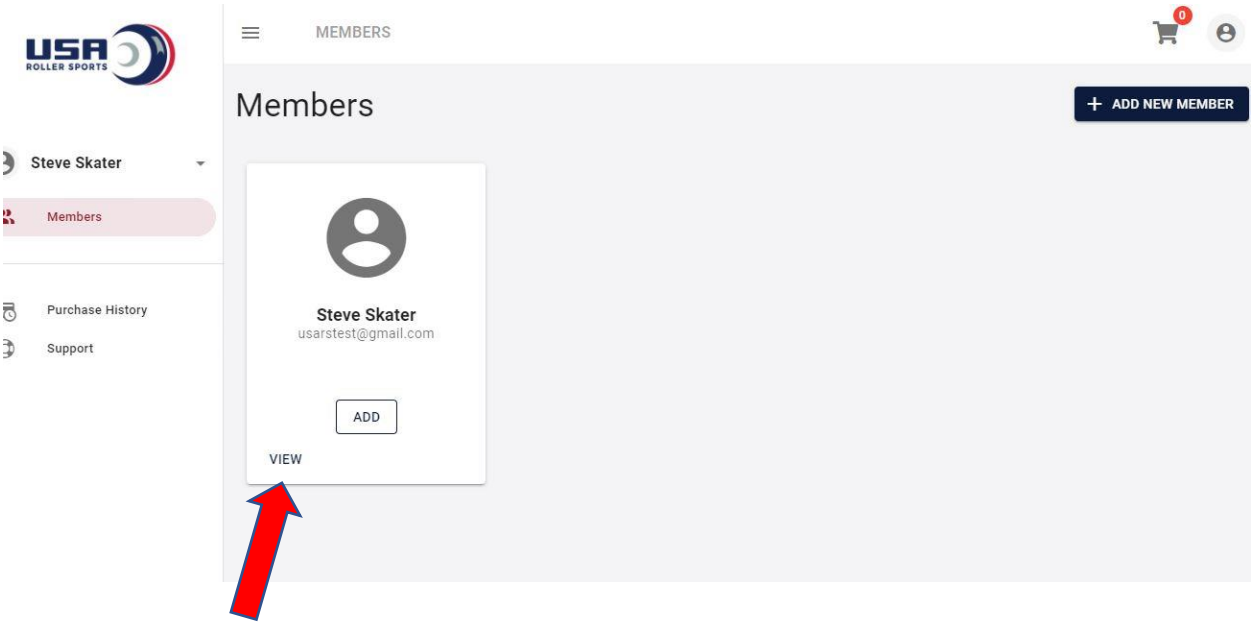
- You should receive an email with a link in it to confirm the username and password you created at the beginning of this process. This will allow you to log back in at any time and update the personal information of the athlete, update your registration or upload a photo of the athlete. Please remember to check your Junk/Spam folders.
- You should also receive an email with the athlete’s member ID Card attached.
- The receipt for the payment will be emailed to the email address you entered on Step 18 above.

**\*\*\*\* Adult Athletes 18 yrs. and older are Required to Complete Safe Sport Training \*\*\*\***

- **If you are a returning member and have completed your SafeSport Training within the past 2 yrs.,** you do not need to do anything further. Staff will confirm your training is valid and update your profile.
- **If you are a new member or have not taken SafeSport previously** click the “Members” as shown below... **Please Note:** Once you start the training, it can take upwards of 90 minutes to complete. You can start, stop and re-start as your schedule allows, but the training must be completed in its entirety for you to be considered a member in good standing with a valid membership.



Then Click on "View"



Click on "Center for SafeSport Training" as shown below...

USA ROLLER SPORTS

MEMBERS / PROFILE

### Steve Skater

Profile

- Memberships
- Background Screening
- Center for SafeSport Training
- Date of Birth Verifications
- Coach Certifications
- Officials Certifications
- Background Screening Requ...
- Addresses
- Communication Preferences

Steve Skater [VIEW/EDIT PROFILE](#)

✉ usarstest@gmail.com 🏠 4730 South Street  
Lincoln  
Nebraska  
68506  
United States of America

👤 01/31/2010

♂ Male

☎ +1 4024837551

Click “ + ADD CENTER FOR SAFESPORT TRAINING ”

USA ROLLER SPORTS

MEMBERS / PROFILE

### Steve Skater

Profile










- Memberships
- Background Screening
- Center for SafeSport Traini...
- Date of Birth Verifications
- Coach Certifications
- Officials Certifications
- Background Screening Requ...

Center for SafeSport Training [+ ADD CENTER FOR SAFESPORT TRAINING](#)

Center for SafeSport Training	Status	Valid From	Valid To	Program Type	Actions
No items to show. Added items will appear here.					

On the next screen select “Add” for the Center for SafeSport Training as shown below...


Please select the center for safesport training type you would like to add:


Name	
 Center for SafeSport Training	 
 Optional Training: Parent’s Guide to Misconduct in Sport	
 Refresher Course 2: Preventing Misconduct	
 Refresher Course: Recognizing and Reporting Misconduct	

On the next screen use the dropdown to select SafeSport Core Training as shown. Click “Next”

### Steve Skater - Center for SafeSport Training

Center for SafeSport Training Details

Program Type \* 



**Once you complete this course your SafeSport will become valid.**


Please click the 'Add' button below to begin your course, a link will then appear in a popup to take you to the start of the course. The status will go to pending approval until you have passed the online course, you can click the pending approval button to access the link to the course. You can come back and click this link at any point to continue where you left off.


All queries relating to the course itself should be sent directly to the [SafeSport Help Desk](#), all other queries should be submitted using the support icon in the top right corner of the screen.

Renewal Period *12 months*

Approval Information *Once you pass the course it will automatically go to complete, this may take up to 5 minutes to display in the system.*

1/2





**Certify that all details are accurate by clicking in the box as shown. Click “Add”**

Steve Skater - Center for SafeSport Training

Center for SafeSport Training Details  
Certification

Certification

I certify all details are accurate to the best of my knowledge.

\*  Yes

PREV

2/2

ADD

Click on “Start Training” to complete your required SafeSport Training. Reminder: The Training can take upwards of 90 minutes to complete however; you can start, stop and re-start where you left off by returning to your member portal and clicking on the “Pending” approval button.

This will remain as pending approval until you have passed the online course. Please click the 'Start Training' button to start the course. You can click on the pending approval button to access the link at any point.

Start Training

OK

**If you have recently started your SafeSport Training but did not finish, click the “Pending Approval” button as shown below to continue where you left off.**

USA ROLLER SPORTS

MEMBERS / PROFILE

### Steve Skater

- Profile
- Memberships
- Background Screening
- Center for SafeSport Training**
- Date of Birth Verifications
- Coach Certifications
- Officials Certifications
- Background Screening Requi...

#### Center for SafeSport Training

+ ADD CENTER FOR SAFESPORT TRAINING

Center for SafeSport Training	Status	Valid From	Valid To	Program Type	Actions
Center for SafeSport Training	Pending Approval	-	-	-	⋮

Then click the “Start Training” to start the training or continue where you previously left off.

### Steve Skater - Center for SafeSport Training

- Center for SafeSport Training Details
- Certification

#### Center for SafeSport Training Details

This will remain as pending approval until you have passed the online course. Please click the 'Start Training' button to start the course. You can click on the pending approval button to access the link at any point.

USA ROLLER SPORTS

**Start Training**

Status: **PENDING APPROVAL**

Approval Information: *Program Type Is currently pending approval for a SafeSport - Core Training*

Program Type: *unset*

1/2