

STEP 1-Initial Membership Registration

Individual Membership

Welcome Message

- Welcome Message**
- Set Login Details
- Member Information
- Contact Details
- Address
- Membership Details
- Club Info
- Disciplines
- Member Demographics Questionnaire
- Waiver

Please complete all the steps in this list.


PLEASE NOTE: ONLY A FULL MEMBERSHIP includes the ability to participate in ALL USA Roller Sports Disciplines, a primary sport discipline is required.

LIMITED MEMBERSHIP does not include the ability to participate in regional championships or national championships.

Officials, Coaches and Vendors are recognized by their Certification, which can be added to an individual profile. **If this is your first time adding a Membership within this Platform, you MUST also be sure to upload the Certification(s) that are required for your Role(s) to your profile.** An Official, Club Officer or Vendor can have a Full Competitive, Limited Competitive, Roller Derby, Coaches and Non-Competitive Membership, all of which can be selected on the 'Membership Details' page.

IF YOU ARE REGISTERING AS AN OFFICIAL, CLUB OFFICER OR VENDOR ONLY, PLEASE SELECT THE "NON-COMPETITIVE MEMBERSHIP" OPTION ON THE 'MEMBERSHIP DETAILS' PAGE.

The USA Roller Sports Membership period runs from 1st September to 31st August each year.

1/10

NEXT

STEP 2- Membership Email Confirmation

After you complete your initial registration you will receive an email from USA Roller Sports- noreply@sport80.com- That looks similar to this.



powered by sport80

Please click here to complete your registration

You're nearly there.

Click Here To Complete Your Registration

STEP 3- Log In To Membership System

Please login with your email and password you just created.

STEP 4- Open/View Membership Profile

MEMBERS

Members

Sam Skate

08/31/2021

CURRENT

VIEW

+ ADD NEW MEMBER

Please click here to enter into your account profile

STEP 5- Uploading DOB Verification

Only for **FIRST TIME USARS** members, please skip to step 6 if you are not a first time member.

USA ROLLER SPORTS

MEMBERS / PROFILE

Sam Skate

SECOND

Date of Birth Verifications

+ ADD DATE OF BIRTH VERIFICATION

Date of Birth Verification	Status	Actions
No items to show. Added items will appear here.		

FIRST

This is for first time USARS members only. After clicking on the tab above, please follow the prompts on the page that opens.

STEP 6- Adding Current Safe Sport Training/ Completing Safe Sport Training

USA ROLLER SPORTS

MEMBERS / PROFILE

Sam Skate

SECOND

Center for SafeSport Training

+ ADD CENTER FOR SAFESPORT TRAINING







Center for SafeSport Training	Status	Valid From	Valid To	Program Type	Actions
No items to show. Added items will appear here.					

FIRST

After clicking on the tab above please follow the prompts on the page that opens.

STEP 6A- Adding Current Safe Sport Training/ Completing Safe Sport Training

Please select the center for safesport training type you would like to add:

Name	
 Center for SafeSport Training	  + ADD
 Optional Training: Parent's Guide to Misconduct in Sport	+ ADD
 Refresher Course 2: Preventing Misconduct	+ ADD
 Refresher Course: Recognizing and Reporting Misconduct	+ ADD

Please select this tab regardless of the training modules you have taken.

Purchase History Certifications

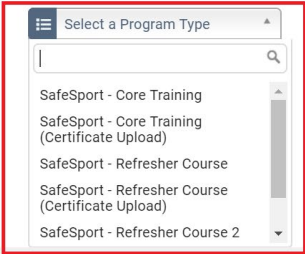
STEP 6B- Adding Current Safe Sport Training/ Completing Safe Sport Training

Sam Skate - Center for SafeSport Training

Center for SafeSport Training Details


Center for SafeSport Training Details

Program Type *


Select a Program Type

- SafeSport - Core Training
- SafeSport - Core Training (Certificate Upload)
- SafeSport - Refresher Course
- SafeSport - Refresher Course (Certificate Upload)
- SafeSport - Refresher Course 2

NEXT



SAVE

If this is your first time completing the SafeSport (SS) training, please select SS- Core Training. Hit next and follow the prompts on the page that opens to complete your training.

If you already have a valid completed SS training certificate, select the appropriate 'Certificate Upload' type, hit next to upload your certificate and follow the next prompts and then hit **add** tab.

If you do not have your SS certificate, you can log in to your Safe Sport account to download then upload in to the field on the next page.

STEP 7- Completing Background Screening- **Only for FIRST TIME USARS members**, please skip to step 8 if you are not a first time member.

Sam Skate

MEMBERS / PROFILE

Background Screening Request

SECOND

+ ADD BACKGROUND SCREENING REQUEST

Background Screening Request Status Actions

No items to show. Added items will appear here.

FIRST

Background Screening Request

This is for members completing their Background Screening for this first time. After clicking on the tab above, please follow the prompts on the page that opens.

STEP 8- ADDING EXISTING BACKGROUND SCREENING INFORMATION

USA ROLLER SPORTS

MEMBERS / PROFILE

Sam Skate

Background Screening

SECOND

+ ADD BACKGROUND SCREENING

Background Screening Status Valid From Exp Date Actions

No items to show. Added items will appear here.

FIRST

Background Screening

This option is **ONLY** to be used to add an existing Background Screening to your profile.

Please click the tab above and review the information provided on the page that opens and click the **add** tab.

Please note your Background screening will go into a pending status, until USARS staff confirms and/or corrects your valid from and exp dates.

STEP 9- ADDING OFFICIALS CERTIFICATIONS/CREDENTIALS-

The screenshot shows the USA Roller Sports member profile for Sam Skate. The left sidebar contains navigation options: USA Roller Sports, Account, Members (highlighted), Quick Search, List, Clubs, Regions, Purchase History, and Custom Reports. The main content area is titled 'Sam Skate' and includes a menu with options: Profile, Roles, Memberships, Background Screening, Center for SafeSport Trai..., Date of Birth Verifications, Coach Certifications, **Officials Certifications** (highlighted with a red box and a red arrow labeled 'FIRST'), Background Screening R..., and Addresses. The 'Officials Certifications' section features a '+ ADD OFFICIALS CERTIFICATION' button (highlighted with a red box and a red arrow labeled 'SECOND') and a table with columns: Officials Certification, Status, Date Achieved, Certification Type, and Actions. A message box states: 'For more information click here to view the USA Roller Sports website.' Below the table, it says 'No items to show. Added items will appear here.'

STEP 9A- ADDING OFFICIALS CERTIFICATIONS/CREDENTIALS-

The screenshot shows the 'Officials Certification Details' form for Sam Skate - Inline Hockey. The form includes a sidebar with options: Welcome Message, **Officials Certification Details** (selected), and Upload. The main form area has a title 'Officials Certification Details' and a note: 'The available certification types may have been filtered to only show those available based on age.' There are two required fields: 'Certification Type *' with a dropdown menu (highlighted with a red box and a red arrow labeled 'FIRST') and 'Date Achieved *' with a date picker (highlighted with a red box and a red arrow labeled 'SECOND'). The form also includes 'PREV', 'NEXT', and 'SAVE' buttons. A red text box provides instructions: 'If you know your official level and date achieved, please enter. If you are unsure, please enter your best guess. All information will be verified by USARS staff. Although not required, if you have your USARS officials letter, you can upload it on the next page.'